

# ¼" Preamplifier Type 26AA, for Intensity Measurements

## Product Data

### Typical Applications

- High-frequency measurements
- High-pressure measurements
- Sound intensity measurements (using Intensity Probe Type 50AI)
- Near-field measurements

### Special Properties

- Wide Frequency Range
- Low Noise Level
- Very Small

### Description

The G.R.A.S. ¼" Preamplifier Type 26AA is a small robust unit optimised for acoustic measurements using condenser microphones. It has a very low inherent noise level, a wide dynamic range and a frequency response from below 2Hz to above 200 kHz.

### Design

All G.R.A.S. microphone preamplifiers are based on a small ceramic thick-film substrate with a very high input impedance. The ceramic substrate is shielded by a guard ring to minimise the influence of stray capacitance and microphonic interference. The casing is made of stainless steel for maximum strength and durability. The small dimensions of this preamplifier ensure reliable operation under humid conditions owing to the heat generated by internal power dissipation.

### Dynamic Range

Type 26AA can handle both single and dual-sided power supplies. The supply can vary between 28 V<sub>DC</sub> and 120 V<sub>DC</sub> single-sided or ±14V<sub>DC</sub> and ±60 V<sub>DC</sub> dual-sided. When using the high supply voltage (120V<sub>DC</sub> or ±60V<sub>DC</sub>), the dynamic range exceeds 140 dB.

### Noise

The electrical circuit in Type 26AA is built on a ceramic substrate using selected low-noise components to gain very low self-noise. The electrical self-noise is so low that system noise is mainly



Fig. 1 ¼" Preamplifier Type 26AA

determined by the microphone capsule's thermal noise.

### Frequency response

The low-frequency cut-off of the Type 26AA preamplifier is mainly determined by the input impedance of the preamplifier and the capacitance of the microphone capsule (see Fig. 3). The capacities 20 pF, 6.5 pF and 3 pF equal the typical capacitances of ½", ¼" and ⅛" microphone capsules respectively.

The high-frequency cut-off is determined by the preamplifier's ability to drive capacitive loads (slew rate), caused by the cable. For large-signals, the effects of these parameters must be accounted for when measurements are performed. Fig. 4 shows the large-signal response for Type 26AA for various capacitive loads corresponding to different cable lengths. The output level is in decibels relative to 1 Volt. Typical capacitance for the cable is 100pF/m (30pF/foot).

### Connector

Preamplifier Type 26AA is supplied with 30 cm cable terminating in a 4-pin LEMO plug (Fig. 2). It is for use with the G.R.A.S Intensity Probe Type 50 AI. An extension cable, AA 0007, is available with a 4-pin LEMO connector at one end and a 7-pin LEMO series 1B plug at the other end.

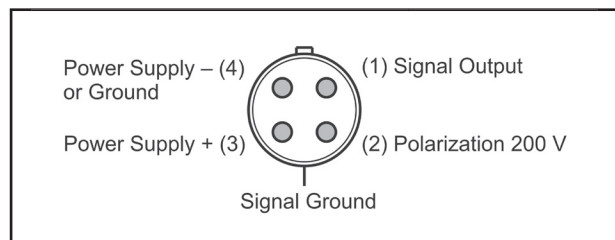


Fig.2 4-pin LEMO plug 0B male (ext. view)

## Specifications

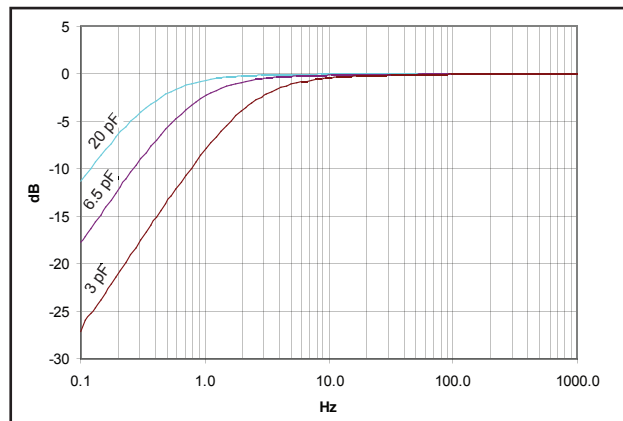


Fig. 3 Typical low-frequency response of Type 26AA for 1/2" (20 pF), 1/4" (6.5 pF) and 1/8" (3 pF) microphones

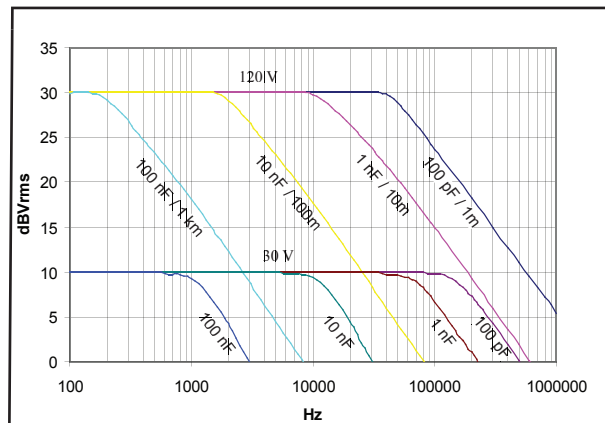


Fig. 4 Typical max. rms output signal with 120 V and 30 V supply

## Technical Data

<b>Frequency response (18pF/small signal):</b>	
2 Hz - 200 kHz	±0.2 dB
<b>Slew rate:</b>	
	20 V/μs
<b>Input impedance:</b>	
	20 GΩ, 0.4 pF
<b>Output impedance (Cs = 20 pF, f = 1000Hz):</b>	
Typical	55 Ω
<b>Noise (measured with 20 pF 1/2" dummy mic.):</b>	
A-weighted:	≤2.5 μV rms (typically 1.8 μV rms)
Linear (20 Hz - 20 kHz):	≤6 μV rms (typically 3.5 μV rms)
<b>Gain:</b>	
Typical	-0.25 dB
<b>Power supply:</b>	
Single:	28 V (0.7 mA) to 120 V (2.5 mA)
Dual:	±14 V (0.7 mA) to ±60 V (2.5 mA)
<b>Maximum signal-output voltage (peak):</b>	
	from ±10 V to ±50 V
<b>Temperature:</b>	
Operation:	-30°C to +70°C
Storage:	-40°C to +85°C
<b>Relative humidity:</b>	
Operation:	0 to 95%
Storage:	0 to 95%
<b>Dimensions and Weight:</b>	
Diameter:	6.35 mm (1/4")
Length:	43 mm (1.7")
Weight (without cable):	6 g (0.2 oz)
Weight (with cable + LEMO conn.):	20 g (0.7 oz)

## Accessories

<b>Included</b>	
GR0010:	1/4" to 1/2" adapter for use with G.R.A.S. 1/2" microphones
<b>Optional</b>	
RA0001:	Right-angled (90°) Adapter for 1/2" microphone and 1/4" preamplifier
RA0003:	Adapter for 1/2" microphone and 1/4" preamplifier
RA0006:	Angled (90°) Adapter 1/4" to 1/4"
AA0006:	2m extension cable 4-pin LEMO OB to 4-pin LEMO OB (for moving pre-amplifier array from probe-handle)
AA0007:	2m extension cable 4-pin LEMO OB to 7-pin LEMO 1B (for connecting preamplifier directly to a power module with 7-pin LEMO input)
AA0013:	Tripod adapter for 1/4" preamplifier
RA0096:	Tripod adapter for 1/4" preamplifier with angular adjustment
Type 50AI	Intensity Probe
Type 12AB	Intensity Power Module

G.R.A.S. Sound & Vibration reserves the right to change specifications and accessories without notice.